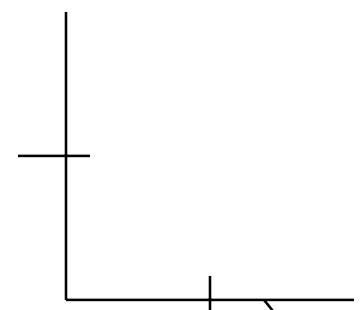
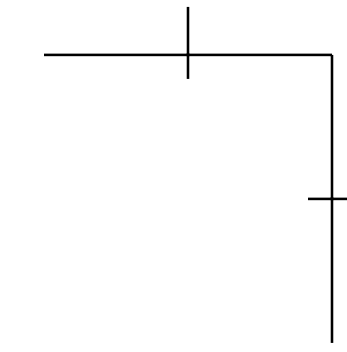
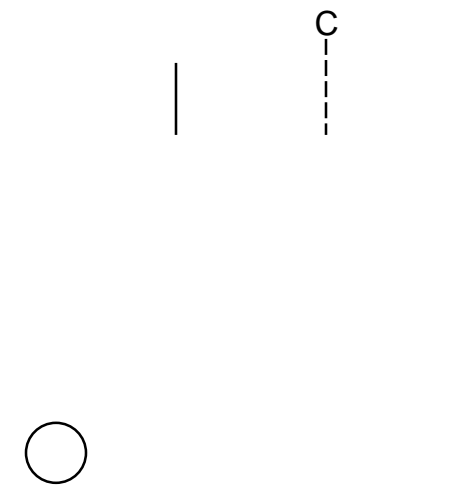
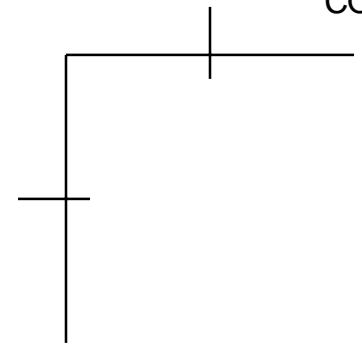


FLAT NARROW SPINE WITH 2 EURO-SCORED HINGES  
11" X 8 1/2" SHEET SIZE PLUS 1/2" TAB ALLOWANCE  
1" CAPACITY ANGLE D RING METAL  
1" CAP-118.5-AD-FE-C

OUTSIDE VIEW SHOWN--PRINT THIS SIDE

COVER MATERIAL TEMPLATE



BACK PANEL SIZE: 11 5/8" HIGH X 10 7/16" WIDE


COVER MATERIAL SIZE: 13 1/8" HIGH X 23 15/16" WIDE

PLEASE EXTEND ALL BLEEDS AT LEAST 1/8" BEYOND THE OUTER EDGE OF THE COVER MATERIAL



SPINE SIZE:  
11 5/8" HIGH X 1 9/16" WIDE

FRONT PANEL SIZE: 11 5/8" HIGH X 10 7/16" WIDE

 RIVET HEAD PLACEMENT  
PLEASE LEAVE A 1/8" PERIMETER VOID OF  
GRAPHICS AROUND EACH RIVET HEAD

PLEASE REMOVE BEFORE THE FINAL PRINT

